



# Freshman Survival Guide

Wando High School  
1000 Warrior Way  
Mount Pleasant, SC 29466

## Welcome

Welcome to Wando, Class of 2015! We would like to extend a warm welcome to all freshman students and their parents. Our goal for all freshmen is a commitment to excellence and on-time graduation.

Our faculty and staff set high standards for our students and work collaboratively to provide a productive, positive learning environment with an emphasis on academic success and safety.

In partnership with students, parents, and our community, we strive to work as a team to insure that many opportunities exist for all students to attain a high level of success.

The move to ninth grade is a crucial time in students' lives and academic careers. Moving to a larger campus, reduction in personal support and increased academic challenges by the high school curriculum can be problematic for ninth grade students.

Wando's Ninth Grade Academy provides an effective transition to high school which begins with a first day experience prior to the start of school for the rest of the student body. Throughout the ninth grade year, our ninth grade students are supported as they learn responsibility and make decisions about future plans. The goal of the Ninth Grade Academy is to make personal connections with students, minimize distractions, promote a small but structured community environment, and enhance opportunities for students and teachers to interact.

Our faculty and staff are ready and willing to assist parents and students through out the year with any concerns or issues that arise. We hope this guide will help to minimize worries and maximize the learning opportunity that is available. Have a great year!

### Principal

Lucy G. Beckham

### Associate Principal

Bryan Hearn

### Assistant Principals for the Ninth Grade Academy

Cheryl Swinton  
Robert Woody

### Guidance Director Sheila Sparks

### Guidance Counselors for the Ninth Grade Academy

Sarah Breland  
Laura Carroll  
Megan Chambers



[www.wandohigh.com](http://www.wandohigh.com)

# Ten Steps for Success in High School

---

Always put forth your best efforts. A good attitude and a smile will take you far in life.

Work hard and don't be afraid to ask questions. The road to success is never easy.

You will face difficult and challenging times during your high school years. Too many assignments, too many extracurricular activities, and problems with friends or family can all be overwhelming. Don't give up. Ask for help from the many resources available to you at Wando. We will help you through the rough times so that you will succeed.

When you register for courses, don't take the easy way out. Don't be afraid to challenge yourself with higher level courses. Set high goals for yourself that are reasonable to attain.

Grades from your freshman year count! They are one-third of what colleges will see on your high school transcript when you apply for acceptance as senior year grades will not have been calculated. Attendance and discipline records are just as important and indicate character and responsibility to prospective colleges and employers.

Make use of the resources available to you in order to be successful. Get to know your guidance counselor, advisement teacher, classroom teachers and other members of the faculty and staff. Don't wait until you have a problem to get to know them.

Get involved in all aspects of high school life. The more effort you put into your experience, the greater your rewards at the end of your four years.

For the past nine years you have been building a foundation for your future whether you realized it or not. How much you learn in the next four years will have a significant influence on your life in the future.

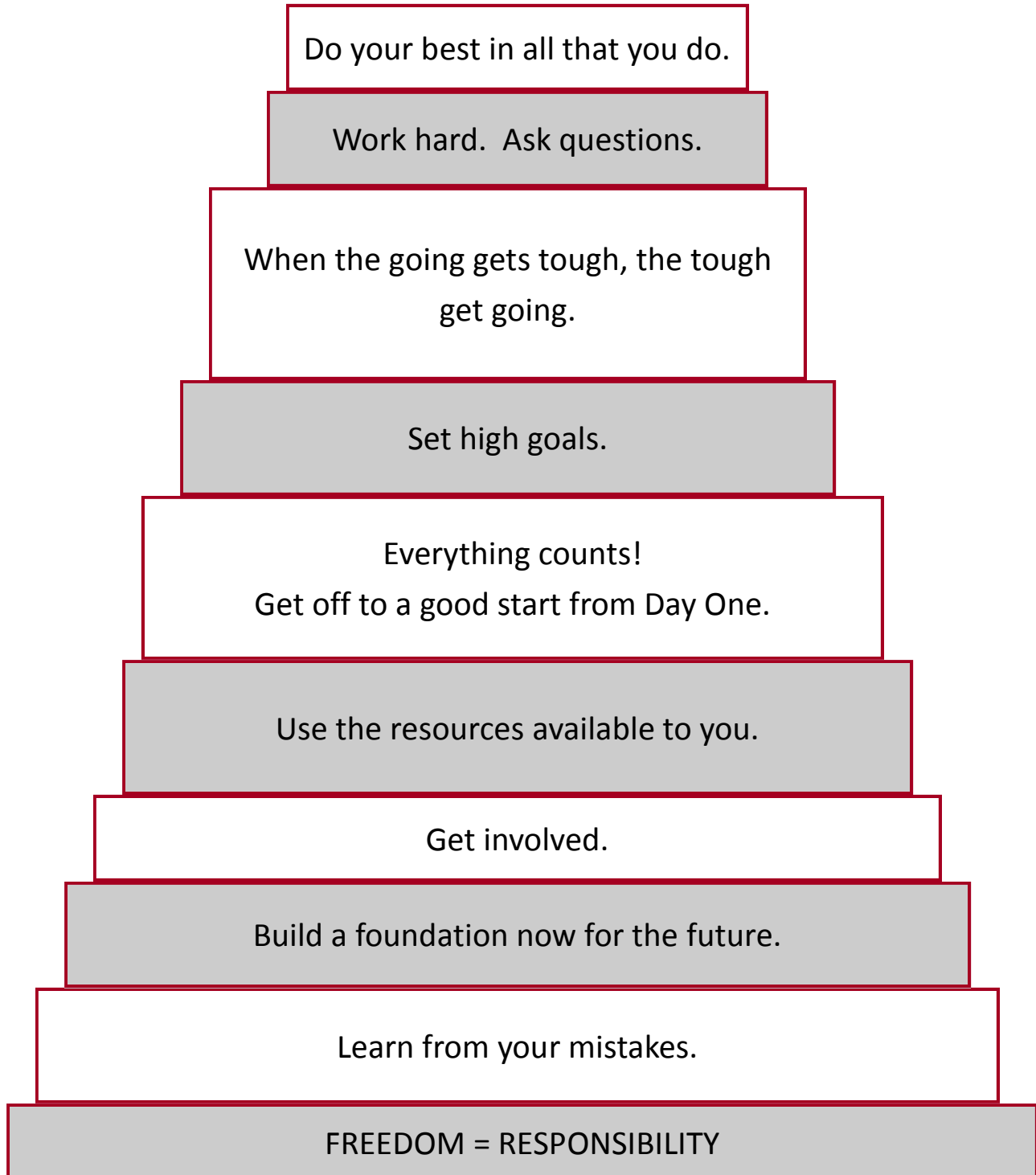
In high school there will be more opportunities for you to make choices. Sometimes we make good choices and sometimes we make poor choices. As long as you learn from the poor choices and do not make the same mistakes twice, you can be successful.

Now that you are at Wando, you will have more freedom which we are sure you have been looking forward to having. However, with this freedom comes with more responsibility.

# Ten Steps for Success in High School

---

Or in other words...



# Time Management

Time management is the most important tool to insure academic success in high school. The following tips will reduce stress and make your high school years much more enjoyable:

- Use your school agenda to make a “To Do” list every day. Prioritize your list by placing the most important items at the top of the list and do them first.
- Take time to think and plan wisely. If you can get a reading assignment done while riding the bus home from school or riding in a carpool, you’ll get two things done at one time and have more time available when you get home.
- Work smarter, not harder. Figure out what time of day you are the most productive and able to do your best work. Use that time to complete assignments and study.
- Set up a study area that minimizes distractions. Put away or move away from cell phones, computers, etc. that could distract you and waste your study time.
- Don’t worry and don’t procrastinate - it’s wasted time! If you have a large assignment or project and just don’t know where to start, try breaking it down into smaller sections or tasks and do them one at a time. Eventually the assignment will come together and you’ll be finished.
- Eat healthy and always get a good night’s sleep. Running on empty will make the day seem longer and your tasks more difficult. Making smart food choices will give you sustained energy and boost your brain power.
- Try to get at least 60 minutes of exercise daily as it will keep your body healthy, boost your mood, energy, and focus.



## Keys to Insure Academic Success in High School

---



Homework is an important part of high school but it doesn't have to be the worst part if you choose not to let it be. If you have a method that works for you, use it daily. If you don't have one, put one in place the first week of school. If you need help coming up with a plan, ask a friend, teacher, or guidance counselor.

Studying is not the same as homework. Studying is re-reading, re-thinking, and re-organizing, all in order to learn the material.

### Take Control of Your Homework and Studies

- Use your student agenda to write down the day's assignments. Develop the habit of writing down "none" if there isn't an assignment so you won't be guessing at the end of the day.
- Know what is expected of you by copying assignments carefully, reading the directions before you leave class, and asking questions if you do not understand the assignment.
- Estimate the time it will take to complete each assignment and deal with the most difficult assignment first before you become tired.
- Organize information in a way that works for you. People have different learning styles. Some have to write information down to learn and retain it (pictures, charts, flash cards) while others like to read information aloud. Do whatever works for you.
- Have a different notebook for each class with pockets to help you stay organized, or better yet, a three-ring binder for all your classes.
- If you do not have written homework, spend time studying your notes, reading the textbook or giving yourself practice quizzes so that when test time arrives, review is all that is required.
- Think of school attendance and homework as your job. Successful adults treat their jobs as one of their top priorities and you need to do the same.

# Homework and Study Tips

# Organize Yourself

- Write down all homework assignments in your student agenda. If you don't have homework, write down "none" so there's no question of whether you have work due or not for that class.
- As soon as you know about tests or quizzes write that down in your agenda as well.
- Keep track of all work and check off your work as it is completed. File your completed work in your binder as soon as it is completed so that it isn't forgotten for when it needs to be turned in.
- Have a binder for each class divided into appropriate sections. Use a different color binder for each class. Or have one binder for all classes with the binder divided into different sections, one per class. Color code the dividers - a different color for each class. If your textbooks are different colors, match the textbook color to the binder or divider. Label your binders or dividers clearly with the subject name.
- If you use a locker, always keep it neat and organized so that you can find your textbooks, supplies, etc. with a quick glance.
- Set up a study area that minimizes distractions. Put away or move away from cell phones, computers, etc. that could distract you and waste your study time. Have appropriate school supplies (pens, pencils, notebook paper, etc.) that you may need so that you don't interrupt your studying if you need to replenish any supplies.
- Once you are finished studying for the night, pack your book bag with all binders, textbooks and supplies. Don't wait until the next morning when you may be in a rush to leave the house.



## If You Are Having Problems in Class...

---

Don't wait to ask for help. At the first sign of trouble:

- Make an appointment to meet with your teacher. Let him/her know what your issues are and ask his/her advice on what you can do to improve.
- If you are having trouble understanding the material when it is presented in class, ask questions. If you are having trouble understanding, chances are that someone else is having the same problem.
- Attendance is crucial to succeeding in class. Be on time and in class every day.
- Be prepared for class by bringing any materials you need.
- Pay attention, listen, and take notes in class. Review your notes daily.
- Do your homework, each and every day. A failing grade on a homework assignment will hurt your average for the class or a 100 on a homework assignment could save you from a failing grade for the class.
- Always have the name and telephone number of someone in class who is a good student. If you're absent, call him/her to find out what you missed and get homework assignments.
- Ask for help before or after school from your teacher.
- Get a tutor. There are lots of student and adult tutors available to help students in need of academic assistance. See your guidance counselor for help in finding a tutor.
- See your guidance counselor for advice.



# Need Academic Help?

# What Do I Need to Graduate?

---

## Knowledge is Power

### SOUTH CAROLINA HIGH SCHOOL DIPLOMA REQUIREMENTS


In order to receive a state high school diploma, a student must have attended the high school issuing the diploma for at least the semester immediately preceding graduation except in the case of a bona fide change of a residence to a location where the sending school will not grant the diploma.

Based on State Law, requirements to receive a South Carolina High School Diploma (graduation requirements) for students in grades 9 - 12 are prescribed as follows:

English/Language Arts	4 units
Mathematics	4 units
Science*	3 units
United States History and Constitution	1 unit
Economics	½ unit
United States Government	½ unit
Other Social Studies Elective	1 unit
Physical Education or Junior ROTC	1 unit
Computer Science**	1 unit
Foreign Language***	1 unit
<b>OR</b>	<b>OR</b>
Career and Technology Education	1 unit
<b>TOTAL CORE UNITS</b>	<b>17 UNITS</b>
Electives:	7 units
Must include Comprehensive Health****	
<b>TOTAL UNITS</b>	<b>24 UNITS</b>
Pass the South Carolina Exit Exam*****	

## What Do I Need to Graduate?

---



\*All students must take Biology prior to taking the Exit Exam at the end of the second year in high school. The South Carolina Commission on Higher Education and the South Carolina Department of Education recommend that college bound students earn three units in laboratory science, in addition to the one unit in Physical Science.

\*\*All students must earn one unit of credit in computer science.

A unit of credit applied toward the computer science requirement may not be used to meet the mathematics requirements or the Career and Technology Education requirements.

\*\*\*The student in a College Preparatory Program must earn one unit in a foreign language. Many colleges and the South Carolina Department of Education recommend that college bound students earn 2 - 3 units in the SAME foreign language. If a student does not plan to enter college, then one unit in Career and Technology Education beyond the computer science unit must be earned.

\*\*\*\*A unit of study which meets the Comprehensive Health Requirements must include a course completed by the student prior to graduation such as Personal Health, Community Health, or another approved health course.

\*\*\*\*\*The South Carolina Exit Examination (HSAP) based on the South Carolina Curriculum Standards will be administered in mathematics and in English/language arts. Students must pass all sections of the Exit Examination in order to graduate with a South Carolina High School Diploma. Students who fail one or more sections of the exam may retake the failed section(s) during the junior or senior year.

Your Future is in Your Hands

# Start Planning Your Future Now

---

## Preparation for College

A two- or four-year college degree is becoming more and more important for unlocking the doors to economic and educational opportunity in America today. Getting a college education requires a lot of time, effort and careful planning by parents and students, but it provides knowledge and skills students will use for the rest of their lives to help them succeed in whatever they undertake.

### **Action Plan for Freshmen**

As a freshman, take the time to start learning about the process for applying to secondary institutions.

- ◆ Talk with your guidance counselor to discuss your college plans. Review your schedule to insure that you are enrolled in challenging classes that will help you prepare for college.
- ◆ Get involved with extracurricular activities.
- ◆ If you are having difficulty in any of your classes, ask for help from your teachers or guidance counselor.
- ◆ Start a college file to keep information about the colleges you are interested in.
- ◆ Start building your high school resume.
- ◆ Look for a great summer opportunity - job, internship or volunteer position.

### **Action Plan for Sophomores**

When reviewing your record, colleges take into consideration both your GPA and the amount of effort required to earn it. If you were not automatically placed in advanced classes, think about asking to be placed in them.

Begin thinking about a financial plan for covering the costs of a college education. Check the websites of colleges that you are interested in to get an estimate of tuition costs. Don't forget to include the cost of books, room and board, etc. in your planning. There are many online resources that can help you fund your education.

- ◆ Meet with your guidance counselor to insure that you are on target with your core academic requirements and that you are enrolled in any academically challenging classes that you qualify for.
- ◆ If you are involved in extracurricular activities, consider taking on a leadership role. If you haven't gotten involved in any extracurricular activities, now's the time to get involved.
- ◆ Consider taking AP courses when you register for courses for your Junior year.
- ◆ Get a summer job and save money for your college expenses.

# Start Planning Your Future Now

---

## Action Plan for Juniors

Junior year is the time for serious college planning. The time you spend this year will more than pay off next year. Consider researching potential college majors. Identify your interests or consider taking a career assessment test.

- ◆ Take the PSAT/NMSQT® in October.  
Prepare for the PSAT/NMSQT by getting PSAT/NMSQT tips and a free practice test.  
When taking the PSAT/NMSQT, sign up for the Student Search Service® to hear from colleges and scholarship programs.
- ◆ Start your college search.  
Make lists of your abilities, preferences, interests, and personal qualities.  
Determine which colleges specialize in your areas of interest and offer majors that you are considering.
- ◆ Begin thinking about Financial Aid.  
Talk with your counselor about your college plans.  
Attend Junior Night and any other meetings where information is offered.

## Action Plan for Seniors

- ◆ Prepare to complete college applications.  
Narrow your list of colleges to five and visit the campuses of each. Sit in on classes.  
Get an application and financial aid form from each.
- ◆ Stay active in your extracurricular and community service activities.
- ◆ Set up a master calendar that shows all deadlines for college applications, financial aid, testing, fees and high school deadlines for transcript requests, etc.
- ◆ Decide if you are applying for early action or early decision as this may require taking the SAT or ACT early as well as having an earlier application deadline.
- ◆ Register for the ACT and/or SAT.
- ◆ Research financial aid and scholarship opportunities.  
Submit your FAFSA as soon after January 1 as possible.
- ◆ When completing your applications, pay attention to details. An incomplete application is a waste of your time and the college admission office. If an essay is required, make sure that someone else proofs your draft.
- ◆ Once you receive the decision from your colleges, consider all of your options including financial aid. Once your decision is made, let each school if you have accepted their offer as soon as possible.

# It Pays to Plan Ahead!

# Start Planning Your Future Now

---

## Compile your High School Resume Now

From the first day of school your freshman year, it is important to start working on your resume. Record your participation in academic, extracurricular and community activities so that when you are completing your college applications and or work applications, the information is already compiled and easy to access for completing forms and recommendations.

A sample form is provided below.

Name \_\_\_\_\_ Counselor \_\_\_\_\_

### I. Extracurricular Activities

Activity	Grade or Year of Participation	Position Held or Honors Received

What extracurricular activity or activities have you enjoyed the most? Briefly describe your involvement, position, and any significant contribution that you have made with the group or activity.

---

---

---

---

### II. Awards (Academic, athletic, fine arts, service, etc. in or outside of school)

_____	_____
_____	_____
_____	_____
_____	_____

# Start Planning Your Future Now

---

### III. Memberships (clubs or organizations outside of school (Boy Scouts, Girl Scouts, religious youth groups, etc.)

Organization/Activity	Dates Participated	Describe Activities

### IV. Volunteer Service (List any volunteer activities in which you have been involved)

Organization	Dates of Service	Describe Activities

### V. Part-Time or Summer Work (List company, supervisor and phone number, type of work, and dates employed.

---

---

---

---

---

---

---

---

# Sample Resume

Name  
Street Address  
City, State, Zip Code

Career Objective:

## Education

### High School

High School Name  
High School Street Address  
High School City, State, Zip Code  
Phone Number with Area Code

### Relevant Courses

List Courses

Graduation Date:  
GPA:

## Extracurricular Activities

List activities and any positions held

## Awards and Certificates

List names of awards/certificates and year each was received

## Volunteer Experience/Community Service

List of agencies where service occurred and the dates

## References

Available upon request

South Carolina Uniform Grading Scale Conversions				
Numerical Average	Letter Grade	College Prep	Honors	Dual Credit AP/IB
100	A	4.875	5.375	5.875
99	A	4.750	5.250	5.750
98	A	4.625	5.125	5.625
97	A	4.500	5.000	5.500
96	A	4.375	4.875	5.375
95	A	4.250	4.750	5.250
94	A	4.125	4.625	5.125
93	A	4.000	4.500	5.000
92	B	3.875	4.375	4.875
91	B	3.750	4.250	4.750
90	B	3.625	4.125	4.625
89	B	3.500	4.000	4.500
88	B	3.375	3.875	4.375
87	B	3.250	3.750	4.250
86	B	3.125	3.625	4.125
85	B	3.000	3.500	4.000
84	C	2.875	3.375	3.875
83	C	2.750	3.250	3.750
82	C	2.625	3.125	3.625
81	C	2.500	3.000	3.500
80	C	2.375	2.875	3.375
79	C	2.250	2.750	3.250
78	C	2.125	2.625	3.125
77	C	2.000	2.500	3.000
76	D	1.875	2.375	2.875
75	D	1.750	2.250	2.750
74	D	1.625	2.125	2.625
73	D	1.500	2.000	2.500
72	D	1.375	1.875	2.375
71	D	1.250	1.750	2.250
70	D	1.125	1.625	2.125
69	F	1.000	1.500	2.000
68	F	0.875	1.375	1.875
67	F	0.750	1.250	1.750
66	F	0.625	1.125	1.625
65	F	0.500	1.000	1.500
64	F	0.375	0.875	1.375
63	F	0.250	0.750	1.250
62	F	0.125	0.625	1.125
0 – 61	F	0.000	0.000	0.000
61	FA	0.000	0.000	0.000
61	WF	0.000	0.000	0.000
-	WP	0.000	0.000	0.000
-	AU	0.000	0.000	0.000

FA = Failure due to absences  
 WF = Withdrawal Failing  
 WP = Withdrawal Passing  
 AU = Audit

**SOUTH CAROLINA UNIFORM GRADING POLICY WEIGHTS FOR CLASS RANK, LIFE SCHOLARSHIP QUALIFICATION AND ALL OTHER PURPOSES**

- ◇ Honors/pre-IB - add .5 quality points
- ◇ Dual Credit/Advanced Placement (AP)/International Baccalaureate (IB) - add 1.0 quality points
- ◇ GPA - calculated as an average of quality points

The formula will yield the student's GPA that can be ranked from highest to lowest rank in class. The GPA will be calculated to three decimal places. All diploma candidates will be included in the ranking. Students who tie for a rank will share the rank.

Grade Point Average will be calculated using following formula: 
$$\text{GPA} = \frac{\text{Sum (quality points x units attempted)}}{\text{Sum of units attempted}}$$

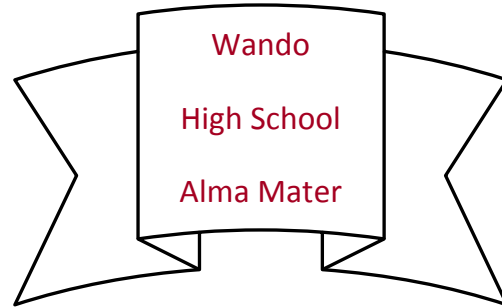
**EXAMPLE:**

Student A	Grade	Quality Points	Unit
English I CP	91	3.750	1.0
Algebra I CP	87	3.250	1.0
Physical Science CP	94	4.125	1.0
World Geography Honors	83	3.250	1.0
Physical Education CP	92	3.875	.5
French I CP	84	2.875	1.0
SUM			5.5


$$\text{GPA} = \frac{19.1875}{5.5} = 3.488$$

**EXAMPLE:**

	Quality	Unit	Quality Points
English I CP	3.750	1.0	3.750
Algebra I CP	3.250	1.0	3.250
Physical Science CP	4.125	1.0	4.125
World Geography Honors	3.250	1.0	3.250
Physical Education CP	3.875	.5	1.9375
French I CP	2.875	1.0	2.875
Sum of Units Attempted		5.5	19.1875



Southern sun and sky blue waters  
Smile upon you, Alma Mater.  
Here we stand, your daughters and sons  
Join together now as one.  
Knowledge, pride, and honor, too—  
All these things we draw from you.  
Wando High School, stand forever,  
One with us in heart and mind.



#### BE THE WARRIOR

The warrior is tough in loyalty, intensity, determination, bearing, initiative, endurance, courage and strength of will. The warrior is soft in calmness, self-confidence and compassion. The warrior is frequently called upon to step forward when most gladly step back. Warriors exist on the battlefield and in daily life.

People may react to you rudely, selfishly and with malice. Be courteous anyway.

Those you help may whine and offer no thanks. Help them anyway.

Your honest words may be challenged and ridiculed. Speak anyway.

Success may involve many mistakes and disappointments. Succeed anyway.

Your donations may seem too small to matter. Give anyway.

A warrior is a master, ever prepared to improve and to be of service to others.

Printed with permission from The American Success Institute.  
FitzPatrick, B. (2004). *The Action Principles: Create a Life of Purpose, Passion, Prosperity and Peace*. Natick, MA: The American Success Institute

© The American Success Institute: [www.Success.org](http://www.Success.org)